

# Phonics alphabet cards


Use these worksheets to practice sounding out the letters, specifically focusing on the sound of the first letter. You can either use the version without the images and get children to research something that begins with that sound and either draw it or write the full word. Or you could use the version with the animal images to colour in.

Each time you'll ask the child/children to trace the letters.


The images of the animals are there to guide you with how to pronounce the first letter whilst supporting Phonics:

a - alligator	e - elephant	i - iguana	m - mouse	q - quail	u - urchin	y - yak
b - butterfly	f - flamingo	j - jellyfish	n - narwhal	r - rabbit	v - vulture	z - zebra
c - cat	g - giraffe	k - kangaroo	o - octopus	s - snake	w - whale	
d - dolphin	h - hippo	l - lion	p - panda	t - tiger	x - x-ray fish (tetra)	


Once the letters have been traced etc. then you can cut out the cards and laminate them, this means that you'll be able to use them again to practice the sounds together.




A a




B b




C c




D d




E e




F f



G g




H h




Ii



Jj




Kk




Ll




Mm



Nn



Oo



Pp

